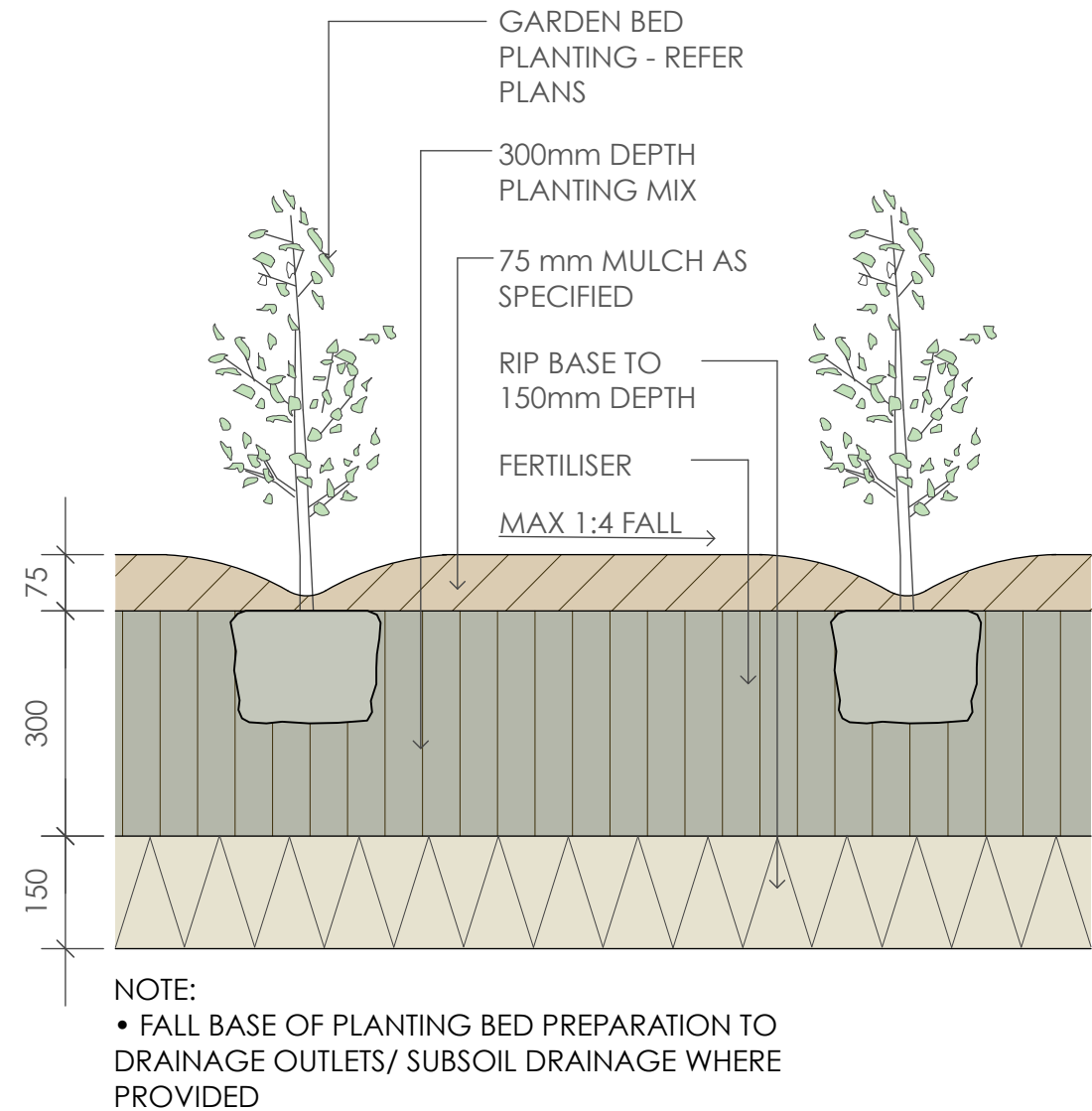
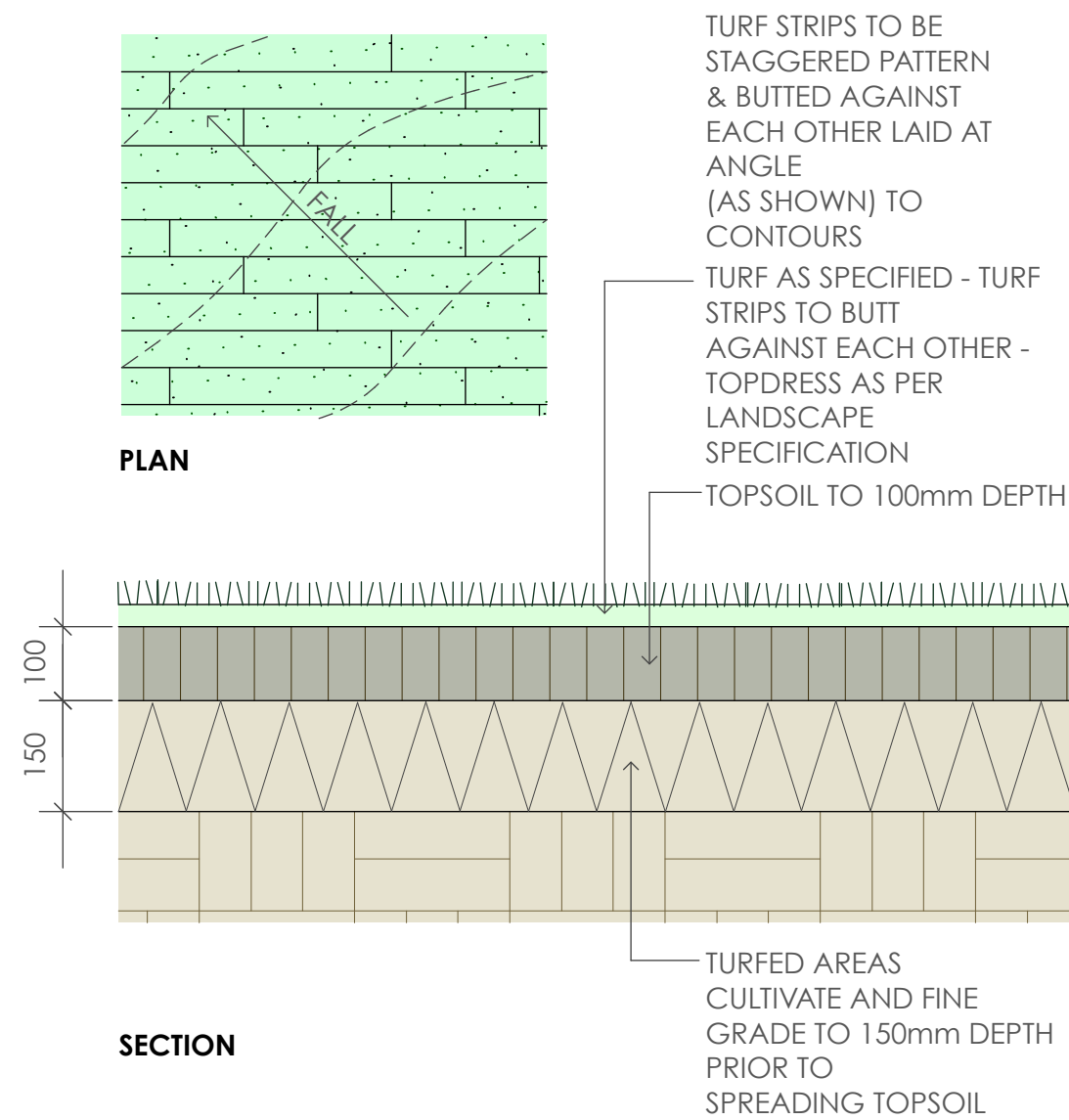


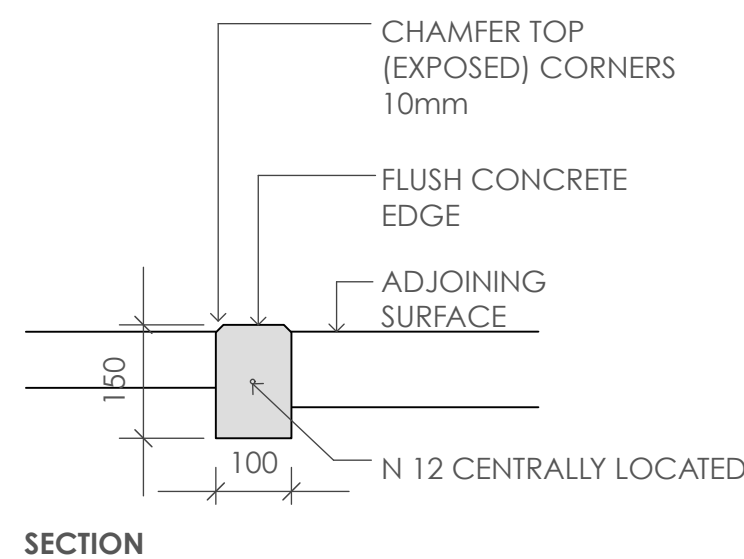
1 75 Litre Tree Planting
scale 1:25



2 Planting Bed Detail
scale 1:10



3 Turfing
scale as shown



4 Concrete Edge
scale 1:10

SPECIFICATION NOTES

PLANTING MATERIALS

Planting Mix:

Planting mix for tree pit backfill shall be "Organic Garden Mix" consisting of

- 50% Black Soil
- 20% Coarse Sand
- 30% Organic Material

as available from Australian Native Landscapes, Phone: [02] 9450 1444, or approved equivalent. Samples shall be provided to the Superintendent prior to ordering or delivery to site. Any material delivered to site, that is rejected by the Superintendent, shall be removed by the contractor at his own expense. Minimum depths of mix to all planting bed areas is as specified on details.

Mulch:

Mulch to garden bed:

Mulch shall mean hardwood mulch (25mm grade), free from material derived from Privet, Willow, Poplar, Coral trees, or other noxious weeds. Any mulch exceeding the 25mm grade shall be rejected / removed from the site. Graded hardwood mulch to be supplied by Australian Native Landscapes Pty Ltd Phone [02] 9450 1444, or approved equivalent.

Spread mulch so that after settling, it is:

- smooth and evenly graded between design surface levels;
- flush with adjacent finished levels;
- of the required depths (75mm); and
- sloped towards the base of plant stems in plantation beds, but not in contact with the stem (not closer than 50mm in the case of gravel mulches).

Place after the preparation of the planting bed, planting and all other work.

Plant Material:

All plant material must be true to the species. No substitutes will be allowed. All plants shall be free of fungus and insect damage. All plants shall be healthy, well shaped, not soft or force grown and not root bound.

Plants are available from **Andreasens Green** wholesale nursery, contact Darren (02) 8777 4713, email darren@andreasensgreen.com.au or approved equivalent.

PREPARATION AND HARDWORKS

Excavating for Spot Planting

To planting areas, excavate a hole for each plant large enough to provide not less than twice the depth and twice the diameter than the root ball of species to be planted.

Staking

Use durable hardwood, straight, free from knots or twists, pointed at one end. Drive stakes into the ground a minimum one third of their length, avoiding damage to the root system.

- 75 Litre trees in 2 x 38x38x1800mm Hardwood Stake with double Nylon tie
- TIES: Provide a 50mm wide Nylon webbing tie per stake, fixed securely to the stakes, one tie at half the height of the main stem and the other as necessary to stabilise the plant.

Porous Pavement

MATERIAL: Porous pavement shall be 115x230x80mm porous paving installed to manufacturers recommendations and specifications as available from Boral Pty Ltd (Ph 1300 134 002) or approved equivalent. Sample to be provided for approval by Superintendent.

Concrete Edge

MATERIALS: Concrete to be off white colour.

INSTALLATION: Supply and install 150 x 100mm (width) reinforced flush concrete kerb to locations as approved on site by the Superintendent. Provide flexible joints at maximum 3 metre intervals in colour to match concrete. Lightly expose aggregate through rinsing / sponging. Tool finish exposed edges with 10mm pencil round to prevent chipping.

MAINTENANCE / PLANT ESTABLISHMENT

Maintenance shall apply to all hard and soft landscape materials installed prior to the "handover" and acceptance by Principles Representative and the Site Superintendent. The maintenance period shall convenience at the granting of practical completion and shall extend for 12 months.

Maintenance shall consist of the following works:

- Follow a daily watering programme to be approved by Superintendent. Water all plants individually, twice per week or when necessary to ensure constant plant growth.
- Apply appropriate weed control sprays and hand weed as required to maintain planting areas, native grassing bed areas, paved areas, and tree pits in turf free of weed or rogue grass growth.
- Regularly tidy and top up mulch and trim edges to prevent spill over onto paved / grassed areas.
- Spray to control pests and diseases.
- Replace plants, which fail with plants of a similar size and quality as originally specified to approval of Superintendent. Costs of replacement shall be the responsibility of the Contractor. Replacement planting will be undertaken within 2 weeks of identification of dead material or instruction by the Superintendent.
- Report any incidence of plants stolen or destroyed by vandalism.
- Adjust stakes and ties to plants as necessary. Ensure that strangulation of plants does not occur.
- Prune and shape plants as directed or where necessary.
- Make good any defects or faults arising out of defective workmanship or materials.
- Make good any erosion or soil subsidence, which may occur including soft areas in pathways.
- A final inspection shall be made by the Superintendent before handover. Any items requiring rectification shall be repaired before the works are finally approved, and retention moneys released.

NOTE:

- All finished levels are to be verified by Contractor on site.
- All landscape works be in strict accordance with Council's landscape code and guidelines
- This plan to be used in conjunction with all other submitted architectural, hydraulics and engineering drawing where applicable.

Plant Schedule							
ID	Qty	Common Name	Botanical Name	Size	Mature Height	Mature Spread	Native (N)
Trees							
BacMur	10	Grey Myrtle	Backhousia myrtifolia	75Litre	5 - 10m	3.5 - 6m	N
CalSpp	5	Bottlebrush	Callistemon spp.	75Litre	3 - 5m	2.0 - 3.5m	N
CorWil	4	Red Flowering Gum	Corymbia ficifolia 'Wildfire'	75Litre	3 - 6m	2.0 - 3.5m	N
ElaRet	5	Blueberry Ash	Elaeocarpus reticulatus	75Litre	8 - 10m	3 - 4m	N
TriLus	2	Water Gum	Tristaniopsis laurina 'Luscious'	75Litre	6 - 8m	3.5 - 6m	N
Shrubs							
AcaGree	105	Green Mist	Acacia cognata 'Green Mist'	200mm	1.0 - 1.5m	0.8 - 1.0m	N
AcmChe	70	Cherry Surprise Lilly Pilly	Acmena 'Cherry Surprise'	200mm	3.0 - 5.0m	1.2 - 1.5m	N
AcmeRed	11	Red Head Lilly Pilly	Acmena smithii 'Red Head'	200mm	5 - 6m	3.0 - 4.0m	N
AcmFor	49	Forest Flame	Acmena 'Forest Flame'	200mm	1.5 - 2.0m	1.0 - 1.5m	N
AlpCae	68	Native Ginger	Alpinia caerulea	200mm	0.9 - 1.5m	0.9 - 1.2m	N
CalAnz	54	White Bottle Brush	Callistemon citrinus 'White Anzac'	200mm	0.9 - 1.1m	2.0 - 3.0m	N
CalEnd	58	Scarlet Bottlebrush	Callistemon citrinus 'Endavour'	200mm	3 - 5m	2.0 - 3.5m	N
CalRed	67	Red Alert Bottle Brush	Callistemon 'Red Alert'	200mm	1.0 - 1.5m	2.0 - 3.0m	N
CorAlb	25	White Correa	Correa alba	200mm	0.9 - 1.5m	0.9 - 1.2m	N
CorStri	91	Narrow Palm Lily	Cordylina stricta congesta	200mm	1 - 2m	0.8 - 1.0m	N
CosEve	70	Evening Glow Mirror Plant	Coprosma 'Evening Glow'	200mm	1.2 - 1.5m	0.9 - 1.2m	N
DorExc	29	Gymea Lily	Doryanthes excelsa	200mm	1.5 - 2m	1.2 - 2.0m	N
GreHon	39	Honey Gem Grevillea	Grevillea 'Honey Gem'	200mm	3.0 - 4.0m	2.0 - 3.0m	N
GreLin	37	White Spider Flower	Grevillea linearifolia	200mm	0.9 - 1.5m	0.9 - 1.2m	N
GreSer	11	Pink Spider Flower	Grevillea sericea	200mm	0.9 - 1.5m	0.9 - 1.2m	N
LepCar	11	Tea Tree	Leptospermum "Cardwell"	200mm	2 - 3m	2.5 - 4m	N
MelCla	103	Claret Tops Honey Myrtle	Melaleuca 'Claret Tops'	200mm	0.9 - 1.1m	0.6 - 1.0m	N
MelThy	20	Thyme Honey-myrtle	Melaleuca thymifolia	200mm	0.75 - 0.9m	0.6 - 0.9m	N
SyzRes	38	Resilience Lilly Pilly	Syzygium 'Resilience'	200mm	2 - 3m	1.2 - 2.0m	N
WesFru	48	Jervis Gem	Westringia fruticosa 'Jervis Gem'	200mm	0.8 - 1.2m	0.8 - 1.2m	N
Ground Covers							
LomTan	287	Spiny-headed mat rush	Lomandra longifolia 'Tanika'	150mm	0.45 - 0.6m	0.6 - 0.9m	N
DiaLas	129	Flax Lily	Dianella tasmanica 'Tasred'	150mm	0.4 - 0.5m	0.4 - 0.5m	N
MyoYar	106	Carpet Spreading Myoporum	Myoporum parvifolium 'Yareena'	150mm	0.05 - 0.1m	0.8 - 1.0m	N
DicEme	73	Emerald Falls Dichondra	Dichondra 'Emerald Falls'	150mm	0.0 - 0.3m	0.9 - 1.2m	N
HypGol	99	Gold Nuget	Hymenosporum flavum 'Gold Nuget'	150mm	0.10 - 0.15m	0.8 - 1.0m	N
DiaCass	268	Cassa Blue Native Flax	Dianella caerulea 'Cassa Blue'	140mm	0.3 - 0.4m	0.3 - 0.4m	N
GooGold	20	Gold Cover Goodenia	Goodenia ovata 'Gold Cover'	150mm	0.05 - 0.1m	0.8 - 1.0m	N
CasCou	46	Cousin It	Casuarina 'Cousin It'	150mm	0.10 - 0.15m	0.8 - 1.0m	N
TheAus	41	Kangaroo Grass	Themeda australis	150mm	0.9 - 1.5m	0.3 - 0.6m	N
VioHed	10	Native Violet	Viola hederacea	150mm	0.0 - 0.3m	1.2 - 2.0m	N
WesMun	68	Mundi	Westringia fruticosa 'Mundi'	150mm	0.45 - 0.6m	0.9 - 1.2m	N
BanBir	92	Birthday Candle	Banksia spinulosa 'Birthday Candle'	150mm	0.45 - 0.6m	0.9 - 1.2m	N
BraMul	7	Break O Day	Brachyscome multifida	150mm	0.2 - 0.3m	0.4 - 0.5m	N
GrePoor	37	Royal Mantle Grevillea	Grevillea 'Poorinda Royal Mantle'	150mm	0 - 0.1m	2.0 - 3.0m	N



LOCKED BAG 5022
PARARAMATTA NSW 2124
PHONE No 1800 738 7118
https://www.dpie.nsw.gov.au/land-and-housing-corporation



Barry Rush & Associates Pty Ltd
Architects. Nominated Architect: Barry John Rush
ARB Registration No 3753
Suite 25A, 2 Beattie Street, Balmain, NSW
Phone: (02) 9555 8028 Email: info@barryrush.com.au
www.barryrush.com.au

			ARCHITECT BARRY RUSH & ASSOCIATES PTY LTD PH (02) 9555 8028
			PROJECT MANAGER LAND & HOUSING CORPORATION PH (02) 8753 9000
			LANDSCAPE CONSULTANT GREENLAND DESIGN PTY LTD PH (0433) 164 198
B	22/06/2023	FOR DA	
A	04/05/2023	FOR DA	
REV	DATE	NOTATION/AMENDMENT	
DO NOT SCALE DRAWINGS. CHECK ALL DIMENSIONS ON SITE. FIGURED DIMENSIONS TAKE PRECEDENCE.			

BUSINESS PARTNER:

PROJECT:

HOUSING DEVELOPMENT
10-16 ALBERT STREET
CASINO NSW
LOTS 22, 23, 24 & 25 IN DP36270

TITLE:

LANDSCAPE DETAILS AND SPECIFICATION

FILE:
2733

PLOTTED:

STATUS:

DA

DATE

22/06/2023

SCALE

1:100

PROJ:

BGZDZ

PROJECT NO.

BGZDZ

STAGE:

DRAWN:

CL

CHECKED:

GD

REVISION

B

TYP

LA

SHEET

2 of 2